

EXH and EXH-L Technical Data

Low Lift Pallet Trucks

EXH 14C

EXH 14

EXH 16

EXH 18

EXH 20

EXH 25

EXH 30

EXH-L 16

EXH-L 20



EXH and EXH-L Low Lift Pallet Trucks

Compact all-rounder for challenging applications

This specification sheet according to VDI Guideline 2198 only provides the technical values for the standard truck.
Different tyres, other masts, additional equipment, etc. may produce different figures.



Features	1.1	Manufacturer			STILL	STILL	STILL	STILL	STILL	STILL	STILL	STILL	STILL
	1.2	Manufacturer's model designation			EXH 14C/Li-Ion	EXH 14/Li-Ion	EXH 16/Li-Ion	EXH 18/Li-Ion	EXH 20/Li-Ion	EXH 25/Li-Ion	EXH 30/Li-Ion	EXH-L 16/Li-Ion	EXH-L 20/Li-Ion
	1.3	Drive			Electric	Electric	Electric	Electric	Electric	Electric	Electric	Electric	
	1.4	Operation			Pedestrian truck	Pedestrian truck	Pedestrian truck	Pedestrian truck	Pedestrian truck	Pedestrian truck	Pedestrian truck	Pedestrian truck	
	1.5	Capacity/load	Q	kg	1400	1400	1600	1800	2000	2500	3000	1600/800	2000/800
	1.6	Load centre distance	c	mm	600	600	600	600	600	600	600	600	
	1.8	Load distance	x	mm	935/975 ^{1,11}	893/965 ¹	893/965 ¹	893/965 ¹	893/965 ¹	975/895 ¹	975/895 ¹	873/936 ¹	
Weights	1.9	Wheel base	y	mm	1220/1260 ^{1,11}	1160/1232 ¹	1160/1232 ¹	1230/1302 ¹	1230/1302 ¹	1453/1373 ¹	1453/1373 ¹	1306/1369 ^{1,8}	
	2.1	Service weight (including battery)		kg	175 ^{7,12}	329	329	412	431	819	819	1356/1419 ^{1,9}	
												1411/1474 ^{1,10}	
												527 ⁸	
Tyres/chassis	2.2	Axle weight, laden	drive end/load end	kg	519/1056 ^{7,12}	609/1120	672/1340	718/1494	858/1643	1428/1927	1572/2246	1475/652	1759/768
	2.3	Axle weight, unladen	drive end/load end	kg	135/40 ^{7,12}	256/73	317/95	317/95	390/111	662/157	662/157	150/377	
	3.1	Tyres			Polyurethane	Polyurethane	Polyurethane	Polyurethane	Polyurethane	Polyurethane	Polyurethane	Polyurethane	
	3.2	Tyre size	drive end	mm	Ø 210 x 73	Ø 230 x 75	Ø 230 x 75	Ø 230 x 75	Ø 230 x 75	Ø 230 x 90	Ø 230 x 90	Ø 230 x 75	
	3.3	Tyre size	load end	mm	Ø 80 x 70 ²	Ø 85 x 85 (85 x 80) ²	Ø 85 x 85 (85 x 80) ²	Ø 85 x 85 (85 x 80) ²	Ø 85 x 85 (85 x 80) ²	Ø 85 x 85 (85 x 60) ²	Ø 85 x 85 (85 x 60) ²	Ø 85 x 80 (Ø 85 x 60) ²	
	3.4	Support roller size		mm	Ø 80 x 30	Ø 2x 125 x 40	Ø 2x 125 x 40	Ø 2x 125 x 40	Ø 2x 125 x 40	Ø 2x 125 x 60	Ø 2x 125 x 60	Ø 2x 125 x 40	
	3.5	Number of wheels (x = driven)			1x + 2/4 ²	1x + 2/2 (1x + 2/4) ²	1x + 2/2 (1x + 2/4) ²	1x + 2/2 (1x + 2/4) ²	1x + 2/2 (1x + 2/4) ²	1x + 2/2 (1x + 2/4) ²	1x + 2/2 (1x + 2/4) ²	1x + 2/2 (1x + 2/4) ²	
Basic dimensions	3.6	Track width	b ₁₀ /b ₁₁	mm	-/400 (525) ¹¹	482/395	482/395	482/395	482/395	502/380	502/380	482/338/353/378	
	4.2	Height of mast	retracted	h ₁	mm	-	-	-	-	-	-	891	
	4.3	Free lift		h ₂	mm	-	-	-	-	-	-	550	
	4.4	Lift		h ₃	mm	115 ¹¹	125	125	125	125	125	550	
	4.5	Height of mast	extended	h ₄	mm	-	-	-	-	-	-	1016	
	4.6	Initial lift		h ₅	mm	-	-	-	-	-	-	125	
	4.9	Drawbar height in driving position	min./max.	h ₁₄	mm	750/1185	810/1205	810/1205	810/1205	740/1230	740/1230	810/1205	
	4.10	Height of wheel arms		h ₈		-	-	-	-	-	-	60	
	4.15	Fork height lowered		h ₁₃	mm	85 ¹³	86	86	86	86	86	86	
	4.19	Total length	l ₁	mm	1650 ¹⁴	1579	1579	1649	1649	1855	1855	1782 ⁸	
	4.20	Length including fork backs	l ₂	mm	500 ¹⁴	429	429	499	499	705 ⁵	705 ⁵	1832 ⁹	
												1887 ¹⁰	
												592 ⁸	
												642 ⁹	
	4.21	Total width	b ₁ /b ₂	mm	560 (685) ¹¹	720	720	720	720	720	720	720	
	4.22	Fork dimensions	DIN ISO 2331	s/e/l	mm	55/160/1150	55/165/1150	55/165/1150	55/165/1150	55/165/1150	55/165/1150	60/182/1190	
	4.24	Fork carriage width		b ₃	mm							514/529/554	
	4.25	Overall fork width		b ₅	mm	560 (685) ¹¹	520/540/560/680	520/540/560/680	520/540/560/680	520/560/680	520/560/680	520/535/560	
	4.31	Ground clearance, laden, below mast	min./max.	m ₁		-	-	-	-	-	-	20/145	
	4.32	Ground clearance, centre of wheel base	min./max.	m ₂	mm	35/150 ²	32/157	32/157	32/157	30	30	20/145	
	4.34.1	Working aisle width with 1000 x 1200 pallet crossways	A _{st}	mm	2219 ¹⁴	2174/2238 ¹	2174/2238 ^{1,4}	2247/2311 ^{1,4}	2247/2311 ^{1,4}	2514/2481 ^{1,5}	2514/2481 ^{1,5}	2325 ^{6,8}	
	4.34.2	Working aisle width with 800 x 1200 pallet lengthways	A _{st}	mm	2095 ¹⁴	2069/2101 ¹	2069/2101 ^{1,3}	2142/2174 ^{1,4}	2142/2174 ^{1,4}	2424/2399 ^{1,5}	2424/2399 ^{1,5}	2384 ^{6,9}	
												2434 ^{6,10}	
												2228 ^{6,8}	
	4.35	Turning radius	W _ø	mm	1415 ¹	1365/1437 ¹	1365/1437 ^{1,3}	1438/1510 ^{1,4}	1438/1510 ^{1,4}	1765/1695 ^{1,5}	1765/1695 ^{1,5}	1512/1575 ^{1,8}	
Performance data	5.1	Driving speed	laden/unladen	km/h	4,5/5,0 ¹⁵	6/6	6/6	6/6	6/6	6/6	6/6	6/6	
	5.2	Lifting speed	laden/unladen	m/s	0.030/0.035 ¹⁵	0.035/0.047	0.035/0.046	0.031/0.046	0.033/0.042	0.028/0.036	0.026/0.036	9.4/15.2	
	5.3	Lowering speed	laden/unladen	m/s	0.046/0.033 ¹⁵	0.064/0.027	0.07/0.028	0.073/0.028	0.069/0.035	0.066/0.072	0.065/0.072	35.2/13.3	
	5.8	Max. gradeability kB 5	laden/unladen	%	8/16	13/20	10/20	9/20	9/20	12/20	10/20	10/20	
	5.9	Acceleration speed (to 10 m)	laden/unladen	s	10.0/9.0 ¹⁵	7.0/6.6	7.1/6.6	6.9/6.4	7.1/6.4	7.4/6.56	7.7/6.56	7.2/6.8	7.3/7.0
Electric engine	5.10	Service brake			Electromagnetic	Electromagnetic	Electromagnetic	Electromagnetic	Electromagnetic	Electromagnetic	Electromagnetic	Electromagnetic	
	6.1	Drive motor, rating S2 60 min.		kW	1.0	1.1	1.1	1.3	1.3	1.5	1.5	1.3	
	6.2	Lift motor, rating at S3 15%		kW	0.8	1.0	1.0	1.0	1.2	1.5	1.5	1.2	
	6.3	Battery according to DIN 43531/35/36 A, B, C, no			no	Li-Ion	Li-Ion	British Standard	British Standard	2PzS	2PzS	2PzS	
	6.4	Battery voltage/rated capacity K _s		V/Ah	48 V/20 Ah	24/62 or 125	24/62 or 125	24/150	24/150	24/250	24/250	24/62 or 125 ⁸	
												24/150 ⁹	
												24/150 ¹⁰	
	6.5	Battery weight ±10% (depending on manufacturer)	min./max.	kg	14 ⁷	22	22	140	140	290	290	14/23 ⁸	
												133/170 ⁹	
												162/240 ¹⁰	
												0.194	
	6.6	Energy consumption according to VDI cycle		kWh/h	0.130	0.272	0.272	0.259	0.3	0.48	0.57	0.105	0.222
	6.6.2	CO ₂ -equivalent emissions		kg/h			-	-	-	-	-	0.120	
	6.7	Turnover output according to VDI 2198			-	-	-	-	-	-	-	96	
	6.8	Turnover efficiency according to VDI 2198			-	-	-	-	-	-	-	167	
Misc.	8.1	Transmission control			DC-Motor	AC control	AC control	AC control	AC control	AC control	AC control	AC control	
	8.4	Noise level (at operator's ear)		dB(A)	66	57	63	63	63	60	60	60	

¹ Initial lift raised/lowered

² Tandem load rollers

³ +73 mm with British Standard battery, +142 mm with 2PzS battery

⁴ +69 mm with 2PzS battery

⁵ +75 mm with 3PzS battery; +150 mm with 4PzS battery

⁶ Creep speed with tiller in vertical position

⁷ Battery weight ±5 %

⁸ Corresponds to tray 11

⁹ Corresponds to tray 72

¹⁰ Corresponds to tray 112

¹¹ Load distance ±5 %

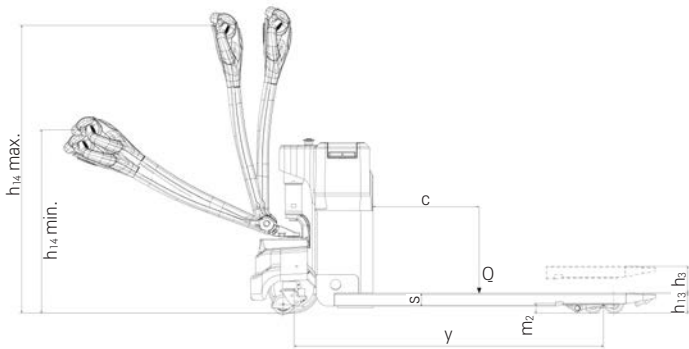
¹² Based on type 560

¹³ Tolerance (0 to -5 mm)

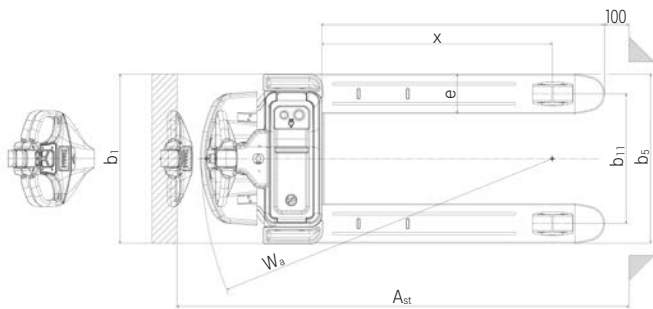
¹⁴ ±1 %

¹⁵ ±10 %

EXH 14C and EXH 14-20 Low Lift Pallet Truck
 Technical Drawings

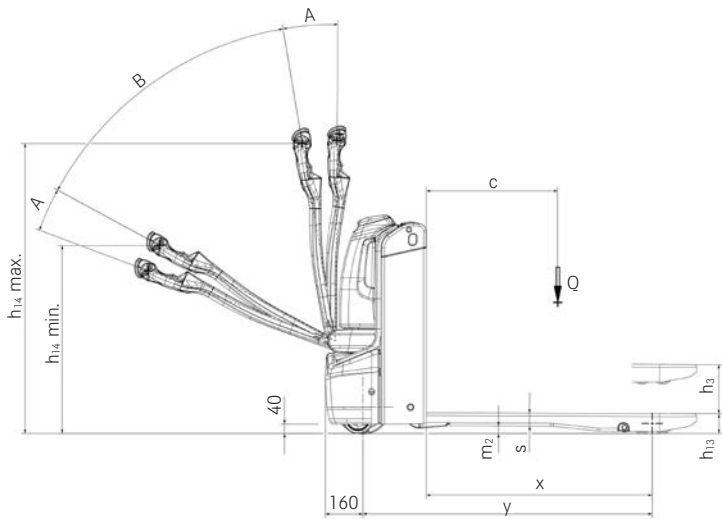


Side view EXH 14C

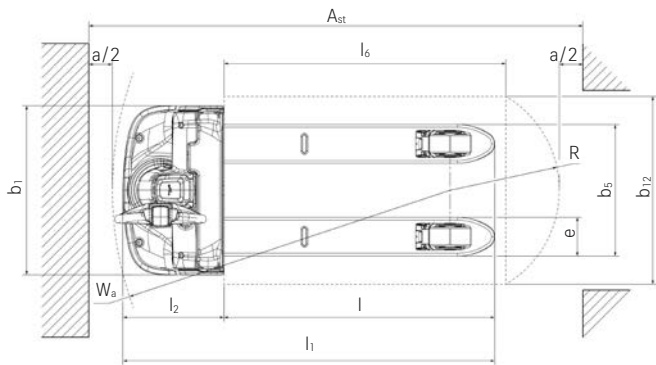


Top view EXH 14C

A = braking
 B = driving



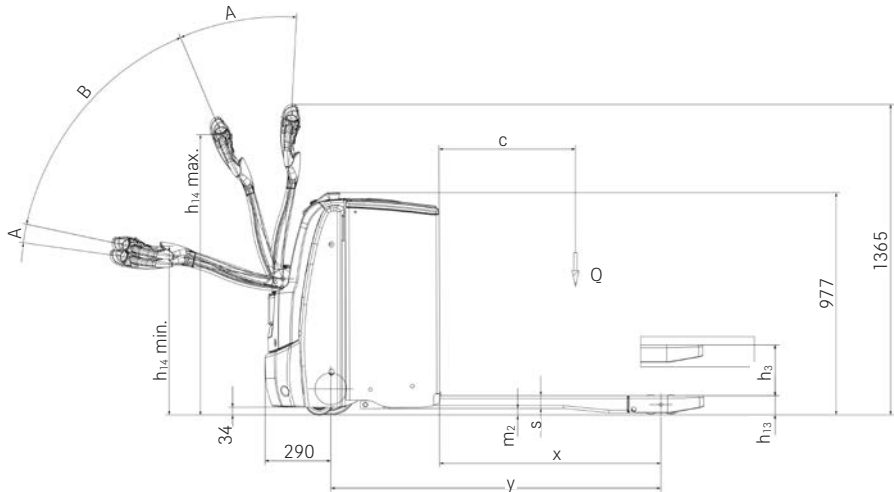
Side view EXH 14-20



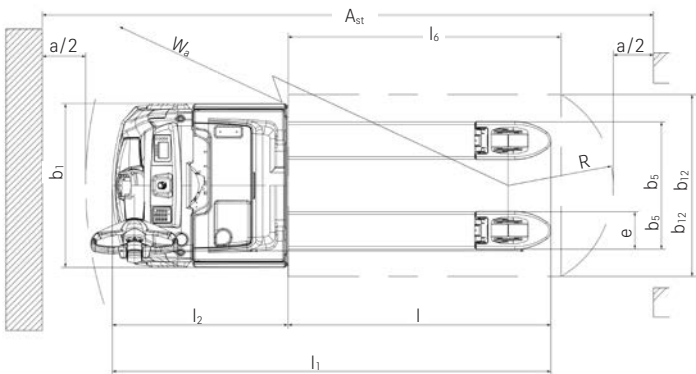
Top view EXH 14-20

EXH 25-30 and EXH-L Low Lift Pallet Truck Technical Drawings

A = braking
B = driving

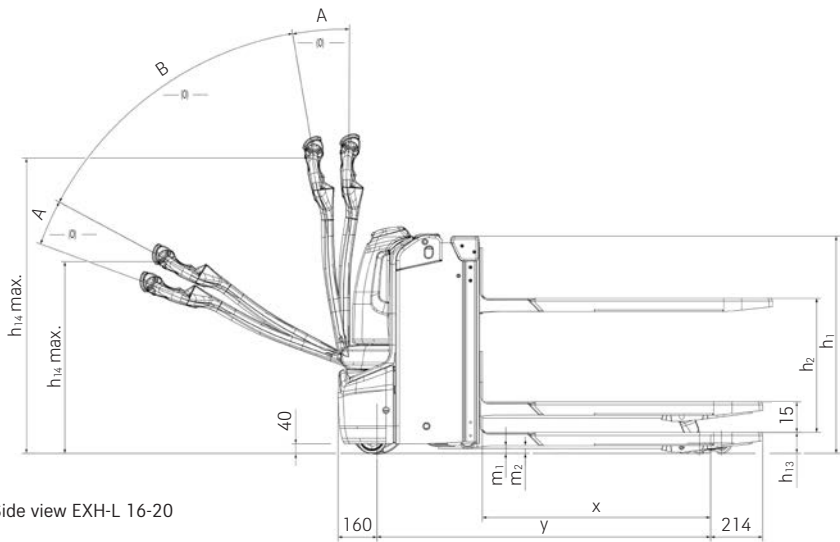


Side view EXH 25-30

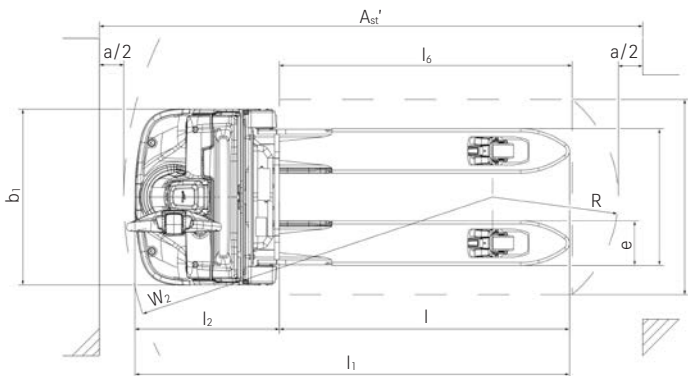


Top view EXH 25-30

A = braking
B = driving



Side view EXH-L 16-20



Top view EXH-L 16-20

EXH 14C and EXH 14-20 Low Lift Pallet Truck

Detailed Photos



On sales floors, when loading and unloading lorries or in production supply, the EXH 14C is always at your side - compact, agile, reliable



It couldn't be easier. Thanks to the on-board charger fitted as standard, you can charge your EXH 14C quickly and easily at any power socket



The ergonomic tiller handle allows the EXH 14C and EXH 14-20 to be operated intuitively with just one hand, and the integrated LED display keeps all important information at hand



Stay safe even in confined spaces - thanks to the creep speed button fitted as standard on the EXH 14C and EXH 14-20



A quick glance at the optional touch display of the EXH 14-20 is all it takes to have all the relevant vehicle information clearly in front of you



The optional quick-charging access for lithium-ion batteries on the EXH 14-20 makes charging processes even easier and faster



Safety guaranteed: The active foot stop on the EXH 14-20 stops and reverses the vehicle automatically on foot contact



Manoeuvrable and compact with an integrated lithium-ion battery, ideal for use in narrow aisles or in HGVs

EXH-L and EXH 25-30 Low Lift Pallet Trucks

Detailed Photos



The ergonomic auto-lift function enables fatigue-free working



Powerful and efficient thanks to load capacities of up to 2,000 kg on the initial lift



Excellent availability thanks to integrated quick-charging access for flexible and efficient charging and intermediate charging of the lithium-ion battery



Always safe on the move: thanks to OptiSpeed, the STILL tiller adapts the driving speed continuously to the tiller angle



Top performance with a capacity of up to 3,000 kg on the EXH 25-30



Maximum manoeuvrability thanks to electric steering on the EXH 25-30



The EXH 25-30 is always available with lithium-ion technology and battery capacities of up to 500 Ah



Maximum safety when loading and unloading lorries thanks to STILL Safety Light and work lights on the EXH 25-30

EXH 14C and EXH 14-20 Low Lift Pallet Trucks

Compact all-rounder for challenging applications

Agile, manoeuvrable and precise even in the tightest of spaces thanks to compact dimensions and smart product design

Safe and ergonomic handling - even with one hand thanks to the innovative STILL tiller with integrated LED display

Ready in a flash, as the EXH 14C moves up to 1,400 kg quickly, safely and easily



EXH 14C – Making Everyday Tasks Effortless

Sometimes it's not everything you need, but exactly what you need: A smart warehouse helper for simple and occasional horizontal transport tasks - uncomplicated, reliable, compact. The EXH 14C pedestrian hand pallet truck is very easy to operate, can be manoeuvred with one hand and is always ready to move goods from here to there, to the sales floor or to the shelf. It is also ideal for occasional assistance with lorry loading and unloading or production supply. In short, for the typical transport tasks in logistics and retail. No more, no less.

As the EXH 14's 'little brother', the EXH 14C transports up to 1,400 kg quickly and safely on level and firm ground, while remaining stable at all times thanks to the standard support wheels. This is also ensured by the drawbar mounted low on the chassis with the innovative STILL tiller head concept. It allows ergonomic one-handed operation for both left- and right-handed operators and shows all relevant operating information on the integrated LED display. The EXH 14C is equipped with a lithium-ion battery and integrated charger for quick and easy charging and recharging. So simple. So smart.

Intuitive one-handed operation whether left or right-handed, no matter how big or small your hands are – all thanks to the unique tiller ergonomics

See all relevant information at a glance thanks to the LED or touch display integrated in the tiller head

Manoeuvre with ease: compact dimensions enable precise, safe load handling even in the smallest of spaces

Ready for use at all times: the quick-charge access on all lithium-ion trucks and the optional built-in charger make decentralised charging quicker and easier than ever before



EXH 14-20 – Unique to operate

Horizontal transport anytime, anywhere - a piece of cake with the EXH 14-20 low lift pallet truck, the manoeuvrable warehouse helper that makes everything so much easier. It all starts with the unique tiller ergonomics: with its cleverly positioned controls, it enables intuitive one-handed operation for large and small hands, regardless of whether you are steering with your left or right hand. The LED or touch display in the tiller head provides all relevant vehicle information at a glance. Want to be able to manoeuvre the truck easily and safely at all times? No problem with OptiSpeed. The smart feature automatically adjusts

the vehicle speed to the tiller angle. This means you can handle loads at full speed in horizontal transport just as safely as you can manoeuvre and brake carefully in narrow aisles or on crowded shop floors, where the truck's compact dimensions really come into their own. Whether working in narrow aisles or manoeuvring in lorries, it does it all. With features like these, the EXH 14-20 is perfect not just for horizontal transport applications in supermarkets, production and logistics, but also for use in HGVs. In short: wherever the low lift pallet truck is used, it makes life easier.

EXH-L and EXH 25-30 Low Lift Pallet Trucks

Unmatched efficiency

One truck, many applications: whether efficient goods handling or ergonomic order picking - with the EXH-L 16-20 you can do both with just one device

Ergonomic and convenient: the optional auto-lift function automatically raises and lowers loads to an optimum working height

Smart safety: the innovative STILL tiller automatically adjusts the driving speed to the tiller angle, even in confined spaces



EXH-L - Smart two-in-one design

The EXH-L 16-20 is the all-rounder among low lift pallet trucks and a powerful partner for loading and unloading lorries as well as for order picking in narrow work areas and warehouse aisles. This manoeuvrable and agile warehouse helper moves goods weighing up to 2,000 kg quickly and easily from A to B and lifts them ergonomically and safely to a working height of up to 761 mm - if desired, even more conveniently with the auto-lift function, which automatically raises the load to the individual optimum working height. Particularly practical: a sensor detects the top edge of the loaded goods and raises or lowers the picking lift as soon as goods are unloaded or added. This ensures a back-friendly posture and ergonomic operation.

And the STILL drawbar of the EXH-L 16-20 is a real multi-talent as well. It not only ensures high goods handling and efficient work, but also maximum working comfort, safety and operator health. The smart OptiSpeed system automatically adjusts the travel speed to the tiller's angle of inclination, ensuring speed-optimised horizontal transport and manoeuvring in the tightest of spaces. In addition, the tiller can be operated intuitively with just one hand and all driving, lifting and steering operations can be controlled simultaneously. All this makes the EXH-L 16-20 the perfect warehouse helper for anyone looking for flexibility and space efficiency as well as performance and availability.

Highest turnover efficiency due to a lifting capacity of up to 3,000 kg

Best manoeuvrability and ergonomics due to electric steering and STILL tiller with OptiSpeed

Always available due to Li-Ion technology and battery capacities of up to 500 Ah



EXH 25-30 - Unmatched efficiency

Never has the transportation of loads of up to 3,000 kg been this easy and ergonomic at the same time as with the EXH. Loads can be easily and precisely transported to their destination thanks to the electrical steering unit. The EXH is ideally suited for the horizontal transport of heavy loads or the loading and unloading of lorries. With the specially suspended support wheels, the EXH can move over ramps and uneven grounds without any problems. The BOOST driving programme ensures maximum turnover efficiency. Want to save energy with the press of a button? No problem. The EXH is equipped with an ECO driving

programme as well as the Blue-Q mode for maximum performance paired with simultaneous energy efficiency. With the colour display you have all the important information in sight at all times: battery status, operating hours and the time. The EXH is ready for use around the clock as the Li-Ion technology allows for quick charging as well as interim charging. Furthermore, the maximum battery capacity of up to 500 Ah and the lateral battery change guarantee maximum availability of the EXH, even in multi-shift operation.



Simply easy

- Safe driving up and down ramps with optimal traction thanks to spring-loaded support rollers on the EXH 14-20, EXH-L 16-20 and EXH 25-30
- Precisely manoeuvrable, even in the smallest of spaces: compact dimensions thanks to integrated lithium-ion battery in the EXH 14C, EXH 14-20 and EXH-L 16-20
- Best vision for precise operation: clear view of the tips of the forks and centrally mounted tiller
- One-handed operation means both left and right-handed users can intuitively operate all of the driving, lifting and lowering functions
- Easy positioning of the EXH 14C, EXH 14-20 and EXH-L 16-20 trucks for transverse pallet pick-up thanks to smart marking on the forks
- Auto-lift function: automatic lifting and lowering to an ergonomic height on the EXH-L 16-20
- Quick charging access: fast connection of the truck to the charger



Simply powerful

- Fast goods handling thanks to a lifting capacity of up to 3,000 kg with the EXH 30
- Always ready to get the job done: powerful, reliable and low-maintenance drive and steering motor
- Virtually no interruptions: battery capacity of up to 500 Ah (on EXH 25/30) with lateral battery change or interim charging of lithium-ion battery
- The right driving programme for every situation: maximum turnaround or maximum efficiency – ECO, BOOST and Blue-Q on the EXH 14-20, EXH 25-30 and EXH-L 16-20
- High availability, low maintenance and top performance with optional lithium-ion technology
- 5-wheel chassis: high lateral stability for powerful ramp travel and easy negotiation of uneven ground



Simply safe

- Makes work easier: easy-to-use, ergonomic tiller
- Effective protection for feet: low-lying truck frame
- Safe yet speedy at all times: OptiSpeed automatically adapts the speed to the tilt angle of the tiller
- Keeps on track in every bend: Curve Speed Control automatically adjusts the speed in bends to the steering angle of the EXH 14-20 and EXH 25-30
- Safe manoeuvring in narrow areas thanks to the truck's creep speed function with vertical tiller position
- Maximum safety in confined areas with the optional active foot guard on the EXH 14-20 and EXH-L 16-20



Simply flexible

- Flexible and decentralised charging with optional built-in charger
- Battery changes made easy: lateral battery change option for excellent availability with maximum safety
- Optimal availability, tailored to your specific requirements: selection of different battery technologies and capacities
- If additional equipment is required or desired to make work easier (e.g. scanners), it can be simply and securely attached to the optional accessories bracket for easy accessibility and accessed with a single movement on the EXH 14-20, EXH 25-30 and EXH-L 16-20
- Compact vehicle width: flexible use in different work areas



Simply connected

- All important vehicle information in view thanks to the integrated display in the tiller head
- Individual access authorisations thanks to various access control options
- All fleet data can be viewed and analysed in real time with the optional Smart Portal



EXH 14C, EXH and EXH-L Low Lift Pallet Trucks

Equipment Variants



		EXH 14C	EXH 14	EXH 16	EXH 18	EXH 20	EXH 25	EXH 30	EXH-L 16	EXH-L 20
General	3 driving programs: ECO, BOOST and Blue-Q	—	●	●	●	●	●	●	○	○
	Ergonomic tiller, which enables one-handed operation for left and right-handed users	●	●	●	●	●	●	●	●	●
	Electrical steering unit	—	—	—	—	—	●	●	—	—
	Low-maintenance rotary current drive	●	●	●	●	●	●	●	●	●
	Auto-lift function: automatic raising and lowering of the load to an ergonomic height	—	—	—	—	—	—	—	○	○
	Various fork lengths	—	○	○	○	○	○	○	○	○
	Cold store variant	—	○	○	○	○	○	○	○	○
	Optional touch display integrated into the tiller head	—	○	○	○	○	—	—	○	○
	Drive wheel tyres, polyurethane	●	●	●	●	●	●	●	●	●
Tyres	Drive wheel tyres, polyurethane, profiled	—	○	○	○	○	○	○	○	○
	Drive wheel tyres, polyurethane, soft	—	○	○	○	○	—	—	○	○
	Drive wheel tyres, polyurethane, soft, natural-coloured	—	—	—	—	—	○	○	—	—
	Drive wheel tyres, polyurethane, soft, profiled	—	○	○	○	○	—	—	○	○
	Drive wheel tyres, solid rubber	—	—	—	—	—	○	○	—	—
	Drive wheel tyres, solid rubber, profiled	—	—	—	—	—	○	○	—	—
	Load roller tyres, polyurethane, single	●	●	●	●	●	●	●	●	●
	Load roller tyres, polyurethane, tandem	●	○	○	○	○	○	○	○	○
	Load roller tyres, polyurethane, single greased axles and lifting links	—	○	○	○	○	○	○	○	○
Safety	Load roller tyres, polyurethane, tandem greased axles and lifting links	—	○	○	○	○	○	○	○	○
	OptiSpeed: controls the speed in accordance with the tiller angle	—	●	●	●	●	●	●	●	●
	Creep speed function and lifting/lowering with vertical tiller	●	●	●	●	●	○	○	●	●
	Smart Portal: access authorisation, shock detection, reports	—	○	○	○	○	○	○	○	○
	PIN code access	○	○	○	○	○	○	○	○	○
	Accessories bracket on the load end	—	○	○	○	○	○	○	○	○
	Load backrest	—	○	○	○	○	○	○	○	○
	Working lights, load end	—	○	○	○	○	○	○	○	○
	STILL Safety Light, load end	—	○	○	○	○	○	○	○	○
Battery system	Active foot protection guard: truck stops and reverses automatically upon contact	—	○	○	○	○	—	—	○	○
	Integrated lithium-ion battery	●	●	○	—	—	—	—	○	○
	Battery compartment for 134–150 Ah battery, for changing batteries with a crane	—	●	●	—	—	—	—	○	○
	Battery compartment for 200–250 Ah battery, for changing batteries with a crane or with a lateral battery changing system	—	—	○	○	○	○	○	○	○
	Battery compartment for 300–375 Ah battery, for changing batteries with a crane	—	—	—	—	○	○	○	○	○
	Battery compartment for 400–500 Ah battery, for changing batteries with a crane or with a lateral battery changing system	—	—	—	—	—	○	○	○	○
	35 Ah built-in charger for lead-acid/gel/lithium-ion batteries	—	○	○	○	○	○	○	○	○
	1.5/1.8 kWh STILL lithium-ion battery	—	●	○	—	—	—	—	○	○
	3/3.6 kWh STILL lithium-ion battery	—	○	○	—	—	—	—	○	○
	6/7.1 kWh STILL lithium-ion battery	—	○	○	○	○	○	○	○	○
	9/10.7 or 12/14.3 kWh STILL lithium-ion battery	—	—	—	—	—	○	○	○	○
	Integrated 10 Ah/15 Ah lithium-ion charger, depending on choice of battery	●	—	—	—	—	—	—	—	—
	0.96 kWh lithium-ion battery (48 V/ 20 Ah)	●	—	—	—	—	—	—	—	—
	1.44 kWh lithium-ion battery (48 V/ 30 Ah)	○	—	—	—	—	—	—	—	—

● Standard ○ Option — Not available



STILL GmbH
Berzeliusstr. 10
22113 Hamburg
Germany

Tel.: +49 40 73 39 20 00

Fax: +49 40 73 39 20 01

info@still.de

For further information please visit

www.still.eu

STILL is certified in the following
areas: Quality management,
occupational safety, environmental
protection and energy management.

